

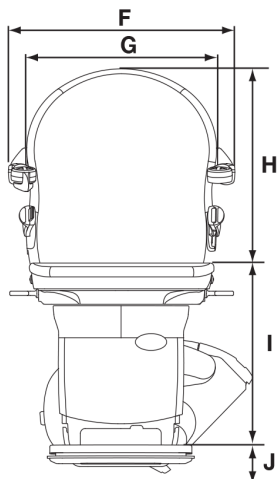
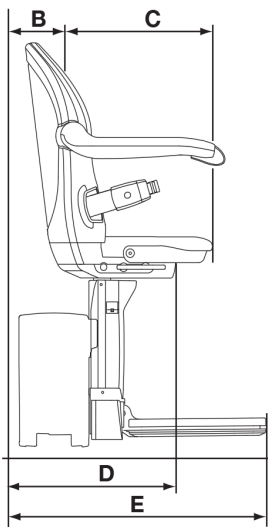
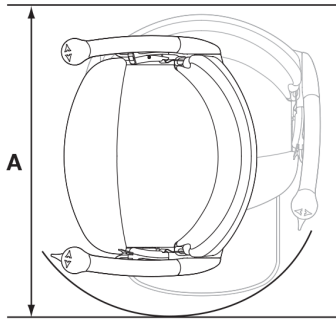


Handicare 950+

Straight Stairlifts

Handicare 950+

Straight Stairlifts



Smart Seat		Dimensions
A	Minimum swivel radius	25.78in
	With armrest spacers	26.77in
	With extended armrest spacers	27.36in
B	Wall to inner seat back	2.73in
C	Seat depth	14.17in
	With extended seat	16.73in
D	Minimum folded width to footplate	14.56in
E	Minimum open width to edge footplate	25.19in
F	Armrest width – external	21.65in
	With armrest spacers	23.22in
	With extended armrest spacers	25in
G	Armrest width – internal	18.30in
	With armrest spacers	20.86in
	With extended armrest spacers	22.24in
H	Seat back height	17.91in
I	Footplate to seat height - Standard seat option	16.92-20.86in
	Perch seat option	26.57-34.44in
J	Minimum footplate height	2.75in
Minimum track intrusion into staircase		7.08in
Maximum weight limit		310lbs
Hinged rail / SlideTrack		265lbs
Speed		0.12m/sec
Staircase angle		27 - 45°
SlideTrack		37 - 45°

Some of the above dimensions depend on the characteristics of the staircase in the home. Please consult the sales manual for further information about these dimensions and features of this seat. All information is provided in good faith but does not constitute a guarantee. Handicare reserves the right to alter designs and specifications without prior notice.

HANDICARE
10888 Metro Court
St. Louis, MO 63043
866.891.6502
handicareusa.com